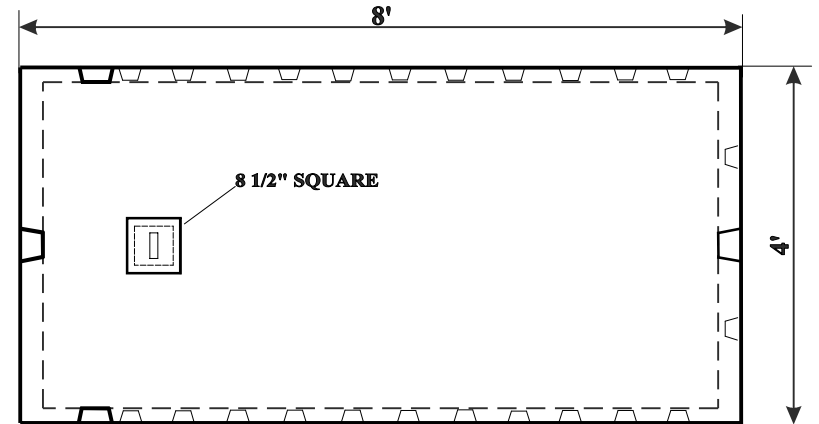
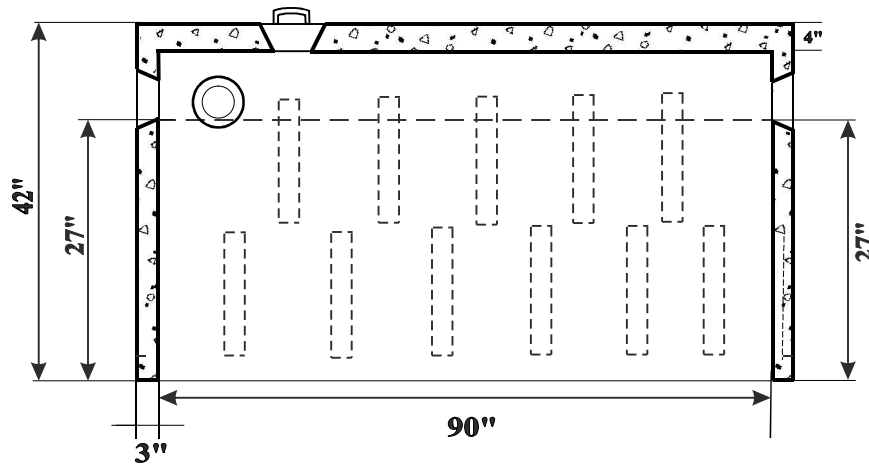
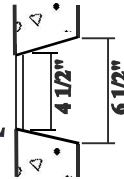


750 GALLON LOW DRYWELL



**INLET AND OUTLET
6 1/2" TAPERS TO 4 1/2"**
KNOCK OUT DETAIL



PROJECT		
CUSTOMER		
DRAWN BY		DATE
COST		
APPROVED BY		
DATE		

FABRICATION SPECS:

TONGUE & GROOVE JOINT, SEALED WITH 1" X 1" BUTYL SEALEANT
 STRUCTURAL FIBER REINFORCED CONCRETE - 5000 PSI
 REINFORCEMENT - PROFIBER S PREMIERE STRUCTURAL FIBER

OVERALL WEIGHT : 4,400 LBS.

SHAFFER BROS.

29150 C DRIVE NORTH, ALBION, MI 49224
 PHONE: 517-629-4800 EXT:210